

FINANCIAL MARKET SNAPSHOTS

- ✦ Dubai Islamic bank has signed an agreement with UAE ministry of Finance for capital under wakala to stimulate economic activity in UAE.
- ✦ UAE inflation hit a 9 year low of 1.5% in 2009, in line with the forecasts as prices returned to a downward path in household category.
- ✦ Dubai's Arabtec proposed merger with Aabar investments is still on track with a possible deal closure in March, expects better Q4 results.
- ✦ Kuwait Cbank cut its benchmark discount rate by 50bps to 2.5%, the 6th reduction since Oct '08 to boost eco. growth as inflation slows.
- ✦ Qatar's Govt. budget for the next fiscal year is likely to be a "little bigger" than the one for the current year : Finance Minister.
- ✦ Oil prices reversed some of last week losses on bargain hunting & hopes for a cold front in US Mid-Atlantic region to boost fuel demand.
- ✦ Gold steady after falling last week due to USD strength & sell off in commodities. Gold ETF holdings rose for the 1st time since Dec 2009.
- ✦ Euro slipped further against USD as risk appetite was subdued due to fiscal worries with investors sceptical of G7 assurance on Greece.
- ✦ AUD down against US dollar amid worries about the health of global economy and sovereign risk contagion in the Euro Zone countries.

SIB'S DISTRIBUTED (For January) PROFIT RATES

Watany Investment a/c.	0.37879%
Savings Investment a/c.	0.94697%

UNRESTRICTED INVESTMENT DEPOSITS (AED)

1 month	2.95455%
3 months	3.14394%
6 months	3.21970%
9 months	3.40909%
1 year	3.75000%

MAJOR CURRENCIES	MARKET	BUYING	SELLING
EUR / USD	1.3640	1.3565	1.3735
USD / JPY	89.31	88.82	89.94
GBP / USD	1.5605	1.5519	1.5714
USD / CHF	1.0771	1.0712	1.0846

MAJOR CURRENCIES	MARKET	BUYING	SELLING
EUR / AED	5.010	4.982	5.045
JPY / AED	0.04113	0.04090	0.04141
GBP / AED	5.732	5.700	5.772
CHF / AED	3.410	3.391	3.434

INTERNATIONAL MURABAHA RATES

	1 month	3 months	6 months	1 year
USD	0.4500	1.5000	2.0000	0.5300
AED	0.4000	0.6000	0.8000	1.0000

USD SWAP RATES

USD	2 years	3 years	5 years	10 years
USD	1.0370	1.6410	2.5490	3.6390

10-Feb-10

	EIBOR VALUE	LIBOR VALUE
1 week	0.58625	NA
1 month	1.61000	0.22844
2 months	1.77750	0.23906
3 months	2.01875	0.24969
6 months	2.25625	0.38500
1 year	2.50625	0.83750

COMMODITIES

Gold	1066.35	\$ / ounce
Silver	15.09	\$ / ounce
Dubai crude	68.82	\$ / barrel
Brent Crude	70.14	\$ / barrel
WTI crude	71.58	\$ / barrel

STOCKS - DFM

	OPEN	CLOSE	% CHG
EMAAR PROP.	3.31	3.20	-3.32
DRAKE & SCULL	0.88	0.86	-2.27
AIR ARABIA	0.94	0.93	-1.06

STOCKS - ADMS

	OPEN	CLOSE	% CHG
SIB	1.08	1.07	-0.93
DANA GAS	0.90	0.88	-2.22
ADCB	1.75	1.69	-3.43

FORTHCOMING ECONOMIC INDICATORS (FORECASTS)

08.02.10 -EZ- German retail sales MoM Dec : -1.1%
 08.02.10 -CHF- Unemployment rate Jan : 4.6%
 08.02.10 -Canada- Housing starts Jan : 179.0K

09.02.10 -UK- RICS House Price Balance Jan
 09.02.10 -AUD- NAB Business confidence Jan :
 09.02.10 -EZ- German CPI YoY Jan F : 0.8%

LATEST STOCK MARKET INDICATORS :

Dow Jones :	10,012.23	+10.05	FTSE :	1,872.80	-36.80	Bahrain :	1,507.23	+18.47
Nasdaq :	2,141.12	+15.69	Nikkei :	10,029.77	-27.32	Qatar :	6,728.94	-104.56
S&P 500 :	1,066.19	+3.08	DFMGI :	1,630.81	-32.40	Kuwait :	7,102.10	+37.50
Hang Seng :	19,605.75	-59.33	ADSM :	2,681.66	-23.78	Saudi :	6,216.16	+0.45

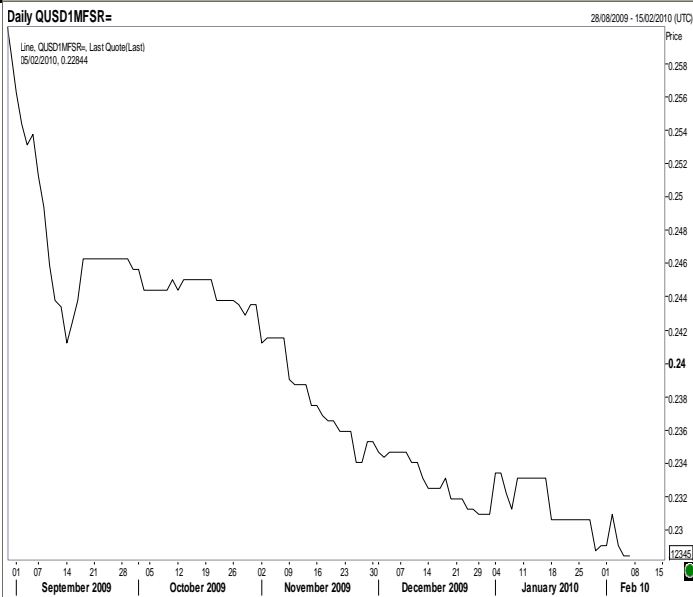
EUR/USD price movements :



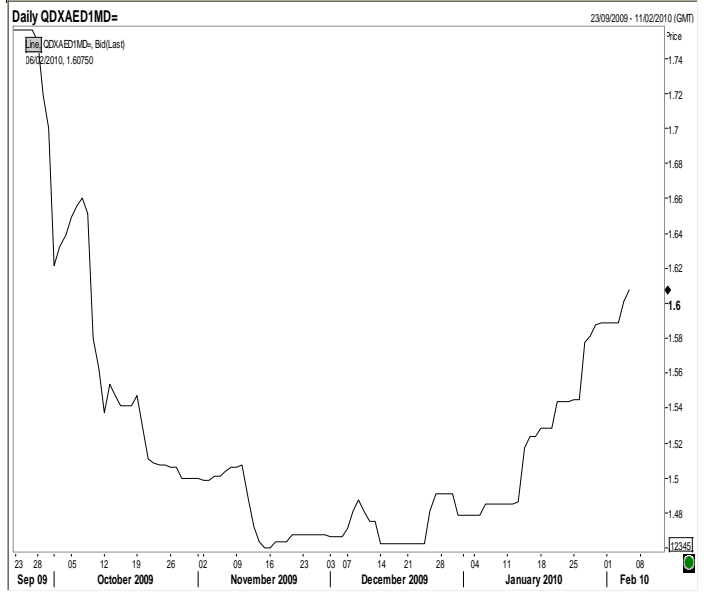
Gold price movements :



1 Month USD LIBOR :



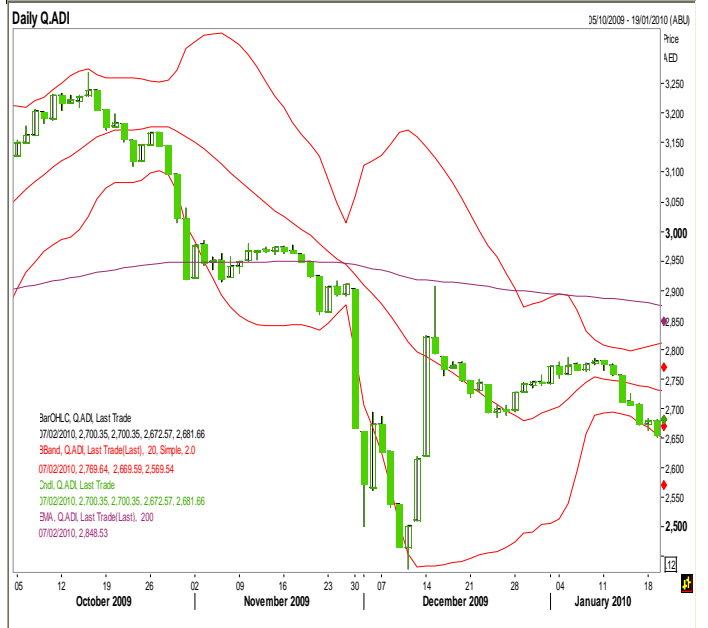
1 Month AEIBOR :



DFM General Index :



ADSM Index :



DISCLAIMER - This document is issued by Sharjah Islamic Bank (SIB), Sharjah, solely for the purpose of information to its staff's and customers. All efforts have been taken to ensure, facts and figures presented herein are as accurate and error free as possible. The data are subject to change without notice. The information contained within this document is not intended to buy or sell. The information contained within this document are obtained from sources that we believe are reliable, however there is no guarantee on the part of their accuracy, nor should SIB be held responsible for any action taken on the above information.
Please contact your respective branches or Treasury Dealing Room. Tel: 06 599 9171. Fax : 06 599 9181. E-mail : bobby.shankeshwar@sib.ae