

## FINANCIAL MARKET SNAPSHOTS

- ⚡ UAE federal Government stands ready to support Dubai as it negotiates a plan to restructure the \$26bn debt : UAE Finance minister.
- ⚡ DEWA aiming for a \$1.5bn bond issue in early April, with key issue being the pricing, funds to be used for repayments & new projects.
- ⚡ UAE to review rules governing foreign ownership of companies next month & implement a new law by year end : UAE economy minister.
- ⚡ Nakheel PJSC bonds up after JP Morgan said the creditors may get paid face value as restructuring will involve long maturity extensions.
- ⚡ Bloomberg capital a leading US based investment firm launched a \$1bn commercial real estate fund to capitalise on distress sale in Gulf.
- ⚡ Oil prices extended its decline after industry data showed a sharp build up in inventories, OPEC meeting next week to be a non-event.
- ⚡ Gold steadied in thin trade after Euro bounced slightly vs USD, but weaker oil prices could still induce selling pressure among investors.
- ⚡ Euro seen under pressure against other currencies following Fitch's assertion that it is possible to have a sovereign default in Euro Zone.
- ⚡ Market players expect all major currencies to move in a narrow range as there is no meaningful economic data in the coming days.

### SIB'S DISTRIBUTED (For February) PROFIT RATES

Watany Investment a/c.	0.37879%
Savings Investment a/c.	0.94697%

### UNRESTRICTED INVESTMENT DEPOSITS (AED)

1 month	2.95455%
3 months	3.14394%
6 months	3.21970%
9 months	3.40909%
1 year	3.75000%

MAJOR CURRENCIES	MARKET	BUYING	SELLING
EUR / USD	1.3602	1.3527	1.3697
USD / JPY	90.01	89.51	90.64
GBP / USD	1.4968	1.4886	1.5073
USD / CHF	1.0751	1.0692	1.0826

MAJOR CURRENCIES	MARKET	BUYING	SELLING
EUR / AED	4.996	4.969	5.031
JPY / AED	0.04081	0.04058	0.04109
GBP / AED	5.498	5.468	5.536
CHF / AED	3.416	3.398	3.440

### INTERNATIONAL MURABAHA RATES

	1 month	3 months	6 months	1 year
USD	0.2200	0.4000	0.5000	0.9000
AED	0.4000	0.6000	0.8000	1.2000

### USD SWAP RATES

USD	2 years	3 years	5 years	10 years
USD	1.0670	1.6530	2.5730	3.7040

### 12-Mar-10

### EIBOR VALUE

### LIBOR VALUE

1 week	0.64875	NA
1 month	1.68500	0.23000
2 months	1.91625	0.24000
3 months	2.20875	0.25550
6 months	2.38375	0.39438
1 year	2.61250	0.85875

### COMMODITIES

Gold	1122.75	\$ / ounce
Silver	17.29	\$ / ounce
Dubai crude	77.75	\$ / barrel
Brent Crude	79.77	\$ / barrel
WTI crude	81.21	\$ / barrel

### STOCKS - DFM

### OPEN

### CLOSE

### % CHG

EMAAR PROP.	3.34	3.40	1.80
DRAKE & SCULL	0.86	0.88	2.33
AIR ARABIA	1.02	1.03	0.98

### STOCKS - ADMS

### OPEN

### CLOSE

### % CHG

SIB	1.08	1.06	-1.85
DANA GAS	0.89	0.87	-2.25
ADCB	1.82	1.90	4.40

### FORTHCOMING ECONOMIC INDICATORS (FORECASTS)

10.03.10 -EZ- German CPI YoY feb F : 0.4%

10.03.10 -UK- Industrial production MoM Jan : 0.3%

10.03.10 -UK- NIESR GDP estimate Feb : 0.4%

11.03.10 -AUD- unemployment rate Feb : 5.3%

11.03.10 -US- Trade Balance Jan : -\$41.0bn

12.03.10 -Canada- unemployment rate Feb : 8.3%

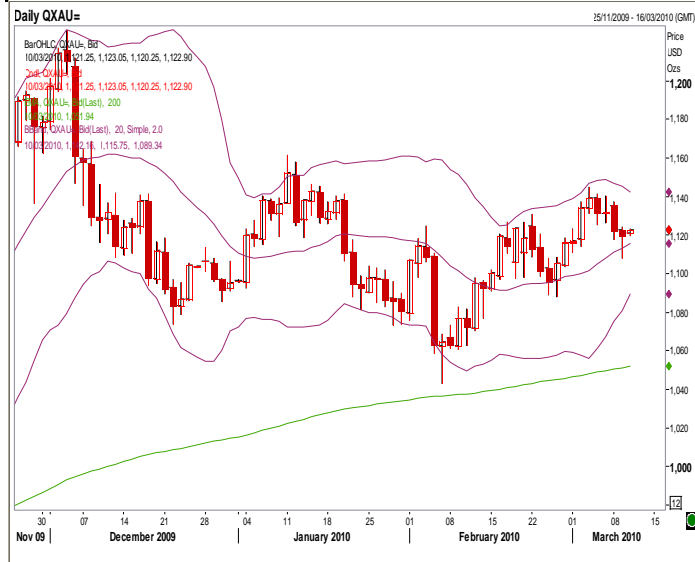
### LATEST STOCK MARKET INDICATORS :

Dow Jones :	10,564.38	+11.86	FTSE :	1,965.80	-2.00	Bahrain :	1,503.61	-0.73
Nasdaq :	2,340.68	+8.47	Nikkei :	10,559.05	-8.60	Qatar :	6,854.96	+0.20
S&P 500 :	1,140.45	+1.95	DFMGI :	1,663.02	+13.88	Kuwait :	7,440.70	+55.10
Hang Seng :	21,195.26	-12.29	ADSM :	2,795.03	+20.66	Saudi :	6,530.10	-23.89

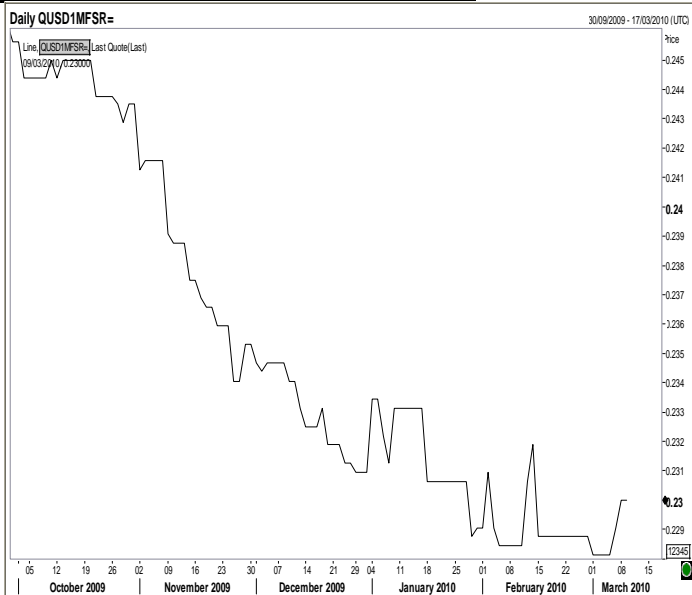
**EUR/USD price movements :**



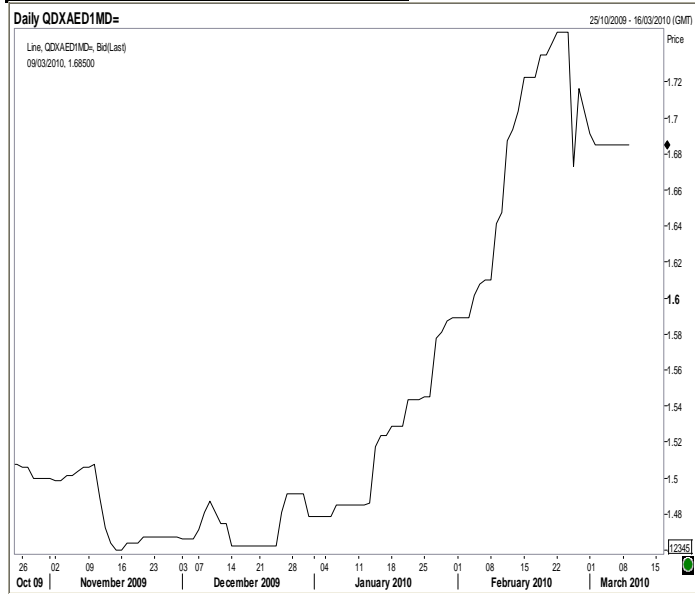
**Gold price movements :**



**1 Month USD LIBOR :**



**1 Month AEIBOR :**



**DFM General Index :**



**ADSM Index :**



**DISCLAIMER** - This document is issued by Sharjah Islamic Bank (SIB), Sharjah, solely for the purpose of information to its staff's and customers. All efforts have been taken to ensure, facts and figures presented herein are as accurate and error free as possible. The data are subject to change without notice. The information contained within this document is not intended to buy or sell. The information contained within this document are obtained from sources that we believe are reliable, however there is no guarantee on the part of their accuracy, nor should SIB be held responsible for any action taken on the above information.  
 Please contact your respective branches or Treasury Dealing Room. Tel: 06 599 9171. Fax : 06 599 9181. E-mail : bobby.shankeshwar@sib.ae