


FINANCIAL MARKET SNAPSHOTS

- ⚡ FGB missed forecasts with a 2% rise in Q2 profit to Dh787m, its CEO expressed confidence in revenue growth from core operations.
- ⚡ 22% of UAE expats were unable to meet their loan or credit card payments over the past year according to the research by Datamonitor.
- ⚡ Abu Dhabi office rents slump to 12% in Q2 of 2010 as new supplies enter the market and vacancy rate is at 8% : Jones Lang Lasalle.
- ⚡ Saudi Arabia sees jump in bank private sector lending to about 0.9% but still growth in deposits outpace lending: Jadwa Investments.
- ⚡ Bahrain based Arab Banking corporation posted a 54% rise in Q2 profit to \$34mIn compared to \$22mIn for the same period a year ago.
- ⚡ Gold rebounded as USD weakened against other currencies, however gains could be limited as ETF holdings were dropping steadily.
- ⚡ Oil remained under pressure on surprise build up in US inventories and also on weak US durable goods data leading to lower equities.
- ⚡ USD eased towards 3month lows Vs basket of currencies as fresh evidence of a patchy recovery in US led more investors to go short.
- ⚡ Bank of Japan says no specific levels in mind for currency intervention, but proactive on beating deflation & cautious on Euro fall impact.

SIB'S DISTRIBUTED (For June) PROFIT RATES

Watany Investment a/c.	0.37879%
Savings Investment a/c.	0.94697%

UNRESTRICTED INVESTMENT DEPOSITS (AED)

1 month	2.95455%
3 months	3.14394%
6 months	3.21970%
9 months	3.40909%
1 year	3.75000%

MAJOR CURRENCIES	MARKET	BUYING	SELLING
EUR / USD	1.3007	1.2935	1.3098
USD / JPY	87.20	86.72	87.81
GBP / USD	1.5616	1.5530	1.5725
USD / CHF	1.0567	1.0509	1.0641

MAJOR CURRENCIES	MARKET	BUYING	SELLING
EUR / AED	4.777	4.751	4.811
JPY / AED	0.04212	0.04189	0.04242
GBP / AED	5.736	5.704	5.776
CHF / AED	3.476	3.457	3.500

INTERNATIONAL MURABAHA RATES

	1 month	3 months	6 months	1 year
USD	0.3000	0.5000	0.7000	0.9000
AED	1.6500	2.2100	0.8000	1.2000

USD SWAP RATES

	2 years	3 years	5 years	10 years
USD	0.7610	1.1190	1.8480	2.9240

1-Aug-10

	EIBOR VALUE	LIBOR VALUE
1 week	0.60250	NA
1 month	1.83875	0.31563
2 months	2.06750	0.38906
3 months	2.36250	0.47500
6 months	2.48375	0.68794
1 year	2.71375	1.06438

COMMODITIES

Gold	1166.15	\$ / ounce
Silver	17.57	\$ / ounce
Dubai crude	72.81	\$ / barrel
Brent Crude	75.83	\$ / barrel
WTI crude	77.01	\$ / barrel

STOCKS - DFM

	OPEN	CLOSE	% CHG
Emaar properties	3.210	3.250	1.25
Arabtec	1.750	1.750	0.00
Aramex	1.710	1.730	1.17
Air Arabia	0.846	0.854	0.95

STOCKS - ADMS

	OPEN	CLOSE	% CHG
SIB	0.84	0.80	-4.76
Aldar properties	2.47	2.41	-2.43
Etisalat	10.40	10.10	-2.88
Sorouh real estate	1.73	1.73	0.00

FORTHCOMING ECONOMIC INDICATORS (FORECASTS)

29.07.10 -EZ- Euro zone business climate
 29.07.10 -EZ- German Un-employment rate s.a. Jul : 7.6%
 30.07.10 -US - GDP annualised 2Q A : 2.5%

30.07.10 -US- personal consumption 2Q A : 1%
 30.07.10 -US- Univ of Michigan Jul F : 67.0
 30.07.10 -CAD - GDP MoM May : 0.2%

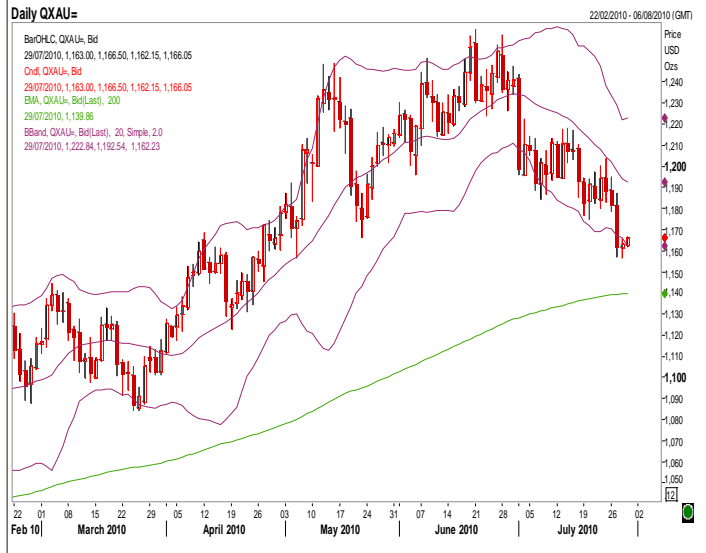
LATEST STOCK MARKET INDICATORS :

Dow Jones :	10,497.88	-39.81	FTSE :	1,935.50	-23.00	Bahrain :	1,391.80	+9.95
Nasdaq :	2,288.25	-23.69	Nikkei :	9,700.42	-52.85	Qatar :	7,015.52	+77.85
S&P 500 :	1,113.84	-7.71	DFMGI :	1,512.90	+14.12	Kuwait :	6,685.40	-17.70
Hang Seng :	21,089.04	-2.14	ADSM :	2,547.33	-13.42	Saudi :	6,266.81	-8.14

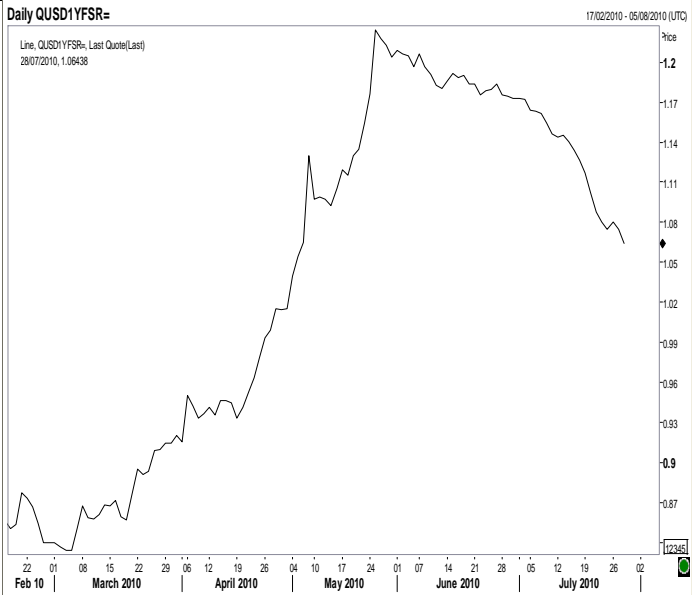
EUR/USD price movements :



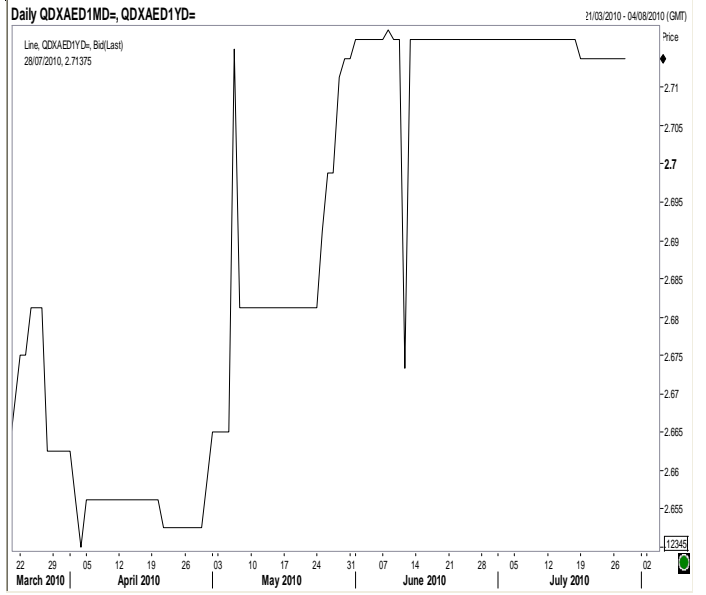
Gold price movements :



1 Month USD LIBOR :



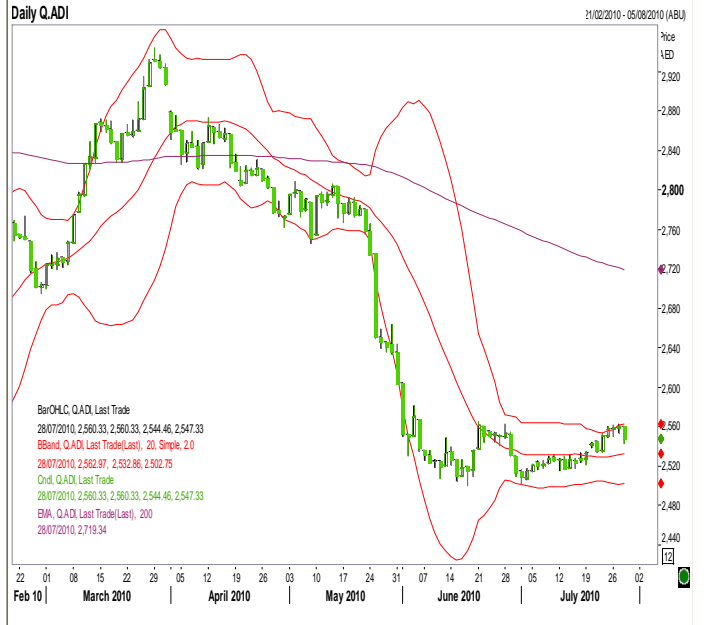
1 Month AEIBOR :



DFM General Index :



ADSM Index :



DISCLAIMER - This document is issued by Sharjah Islamic Bank (SIB), Sharjah, solely for the purpose of information to its staff's and customers. All efforts have been taken to ensure, facts and figures presented herein are as accurate and error free as possible. The data are subject to change without notice. The information contained within this document is not intended to buy or sell. The information contained within this document are obtained from sources that we believe are reliable, however there is no guarantee on the part of their accuracy, nor should SIB be held responsible for any action taken on the above information.

Please contact your respective branches or Treasury Dealing Room. Tel: 06 599 9171. Fax : 06 599 9181. E-mail : bobby.shankeshwar@sib.ae