

MARKET BUZZ

QUOTE OF THE DAY

"We must not allow other people's limited perceptions to define us."

06 May 2025

Virginia Satir

UAE NEWS

- 🇦🇪 Dubai among top cities; set to become tier-one global city. Based on primary and secondary market research, caters to range of investors: Driven | Forbes Global Properties.
- 🇦🇪 Dubai's equity index gained 4.1% during the month. Among the strong performers in Dubai's banking sector, DIB posted a 5.4% gain as its net profit went up by 8%.
- 🇦🇪 Du posted a 19.8% increase in net profit for the Q1 of the year. Net earnings reached AED 722million, a net profit margin of 18.8%, while revenues grew by 7.4% YoY to AED 3.8billion.
- 🇦🇪 Abu Dhabi - Abu Dhabi Aviation Company logged net profits valued at AED 215.32 million in the first quarter (Q1) of 2025, compared to AED 26.81 million in Q1-24.
- 🇦🇪 UAE: RIT Dubai Campus at Dubai Silicon Oasis to undergo expansion. Valued at over AED313 mln, expansion will add 85,000 square metres of advanced educational infrastructure.
- 🇦🇪 Abu Dhabi - National Corporation for Tourism and Hotels (NCTH) logged net profits valued at AED262.25 million in the Q1-2025, compared to AED73.59 million in Q1-24.

SIB'S DISTRIBUTED (APRIL) PROFIT RATES - PER ANNUM					7-May-25	EIBOR	SOFR	SOFR	
Watany Investment a/c.					1 month	4.30012	4.34246	O/N	4.36000
Savings Investment a/c.					3 months	4.14291	4.29867	DONIA	
UNRESTRICTED INVESTMENT DEPOSITS (AED) - APR - PER ANNUM					6 months	4.05493	4.15594	O/N	4.38220
1 month	3 months	6 months	9 months	1 year	1 year	4.14624	3.87704	1 week	4.40760
1.21875%	1.82812%	2.23437%	2.43750%	3.25%					

CUSTOMER WAKALA DEPOSIT - EXPECTED PROFIT RATES - PER ANNUM

1 month	3.90%	3 months	4.00%	6 months	3.95%	9 months	3.90%	1 year	3.85%
---------	-------	----------	-------	----------	-------	----------	-------	--------	-------

ADX General Index:



DFM General Index:




STOCKS - ADX	OPEN	CLOSE	% CHG	STOCKS - DFM	OPEN	CLOSE	% CHG
SIB	2.500	2.530	1.20	Emaar Properties	13.400	13.450	0.37
ADNOC L&S	4.810	4.750	-1.25	DEWA	2.680	2.680	0.00
e&	17.42	17.46	0.23	Ajman Bank	1.530	1.510	-1.31
FAB	15.200	15.200	0.00	Air Arabia	3.460	3.540	2.31
ADIB	18.480	18.660	0.97	SALIK	5.160	5.200	0.78
Dana Gas	0.738	0.735	-0.41	Dubai Islamic Bank	7.550	7.560	0.13
ADNOC Gas	3.170	3.200	0.95	DFM	1.430	1.430	0.00


SUKUK	BID	OFFER	SUKUK	BID	OFFER
2.85% SIB SUKUK 2025	99.657	99.667	5.5% SHJ GOVT SUKUK 2029	101.698	101.961
5% SIB SUKUK TIER 1 PERP'25	99.570	100.234	8.750% SOBHA 2028	102.640	103.189
5.25% SIB SUKUK 2029	101.246	101.433	3.97% T-SUKUK'25 (AED)	99.998	99.999
10.875% EGYPT 2026	102.853	103.011	7.95% PAKISTAN 2029	88.625	89.375
6.95% TURKEY WF 2030	98.819	99.210	9.875% MALDIVES 2026	73.050	75.950
7.250% ADIB CAP 2028	104.107	104.968	9.625% BINGHATTI 2027	101.727	101.893

LATEST STOCK MARKET INDICATORS:


Dow Jones:	41,218.83	-98.60	DFMGI:	5,344.68	+53.31	Bahrain:	1,906.95	-5.11
Nasdaq:	17,844.24	-133.49	ADX:	9,565.92	-13.18	Qatar:	10,455.70	-43.94
S&P 500:	5,650.38	-36.29	Saudi:	11,422.95	+11.45	Kuwait:	7,974.57	+8.03


ISLAMIC BANKING NEWS

 Ajman Bank partners with Yubi MENA to support customers to expand SME market penetration by leveraging Yubi's advanced technology platform & strong domain expertise.


 MARC Ratings affirmed its A+IS(s) and AAAIS(bg) on Projek Lintasan Sungai Besi-Ulu Klang Bhd's Sukuk Wakalah Program of RM2bn and bank-guaranteed facilities of up to RM500mn.


GCC NEWS

 RIYADH — Leaders of the GCC states will hold a summit meeting with Donald Trump during his visit to Riyadh in the middle of this month, according to the American news website Axios.


 United Carton Industries Company, has set the final IPO price at SAR 50 per share, raising 600 million Saudi riyals. The company will have a market capitalisation of SAR 2 billion at listing.


COMMODITIES

 Gold prices rose to a 2-week high as concerns over Donald Trump's tariff plans boosted interest in the safe-haven metal, while investors awaited the Federal Reserve policy meeting.

 Oil prices rebounded over 1% with technical rebound and dip buying after a drop in prior session by OPEC+ decision to accelerate increases in output.

FOREX NEWS

 USD struggled to make headway as an unprecedented two-day surge in its Taiwanese counterpart spilled over to other regional peers and highlighted the fragility of the U.S. currency.

 GBP rose against a weaker USD, ahead of the Bank of England's next policy decision due later this week. The BoE is widely expected to cut rates a further 25 basis points to 4.25%.

FOREX RATES

		Prev. High	Prev. Low	AED			Prev. High	Prev. Low	AED
EUR	↓	1.1320	1.1364	1.1286	4.1578	JPY	↑	143.760	144.9900
GBP	↑	1.3298	1.3336	1.3232	4.8844	CAD	↓	1.3820	1.3829
AUD	↑	0.6464	0.6493	0.6421	2.3742	INR	↓	84.170	84.5200
CHF	↑	0.8226	0.8275	0.8032	4.4651	PKR	↑	280.100	281.4000

MAJOR CHARTS

EUR/USD price movements:



Gold price movements:



SOFR - OVERNIGHT INDEX SWAP (OIS)

	1 year	2 years	5 years	10 years
USD	3.9366	3.6044	3.5819	3.8308

U.S. TREASURY YIELD

	2 years	3 years	5 years	10 years
USD	3.8395	3.8194	3.9437	4.3482

COMMODITIES

	LAST PRICE	NET CHANGE
Gold	3,354.99 \$ / ounce	+21.39
Silver	33.03 \$ / ounce	+0.50
Brent Crude	61.19 \$ / barrel	+0.96
WTI Crude	58.04 \$ / barrel	+0.91

CRYPTO CURRENCIES

IN US\$	ETHEREUM	BITCOIN
	↓ 1,801.44	↓ 94,359.29

FORTHCOMING ECONOMIC INDICATORS

06-05-2025 - GBP - BRC Like-For-Like Retail Sales (YoY)	07-05-2025 - USD - Fed Interest Rate Decision
06-05-2025 - CNY - Caixin Services PMI (Apr)	07-05-2025 - NZD - Unemployment Rate (Q1)
06-05-2025 - EUR - Producer Price Index (MoM) (Mar)	07-05-2025 - EUR - Retail Sales (YoY) (Mar)

FINANCIAL TERM OF THE DAY

Stock Split: A stock split is when a company increases the number of its outstanding shares to boost the stock's liquidity. Although the number of shares outstanding increases, there is no change to the company's total market capitalization as the price of each share is split as well.

DISCLAIMER - This document is issued by Sharjah Islamic Bank (SIB), Sharjah, solely for the purpose of information to its staff's and customers. All efforts have been taken to ensure, facts and figures presented herein are as accurate and error free as possible. The data are subject to change without notice. The information contained within this document is not intended to buy or sell. The information contained within this document are obtained from sources that we believe are reliable, however, there is no guarantee on the part of their accuracy, nor should SIB be held responsible for any action taken on the above information.

Please contact your respective branches or Treasury Dealing Room. Tel: 06 599 9171 Fax : 06 599 9181
E-mail : treasury&investmentdealingroom@sib.ae