

MARKET BUZZ

QUOTE OF THE DAY

07 July 2025

"Progress is impossible without change, and those who cannot change their minds cannot change anything."

George Bernard Shaw

UAE NEWS

The UAE has secured the third position globally in the latest ranking of sovereign-owned investment assets, according to the Global SWF mid-year report 2025 - The National.

UAE consolidated its status as a leading force & key player in digital nomad economy, rising to 2nd place globally (Immigrant Invest) - top destination for digital nomads in 2025: WAM.

Singapore asset manager Primrose Capital Management gets Abu Dhabi ADGM approval as it expands access to the \$500 billion family office market in the Middle East.

Dubai Land Dept signed MoC with Crypto.com to develop a digital investment environment for virtual real estate assets and explore blockchain technologies within the sector.

Sharjah Chamber of Commerce & Industry is continuing to spotlight emirate's growing role as a regional hub for business & investment via podcast series, Business Impact podcast.

Al Mal Capital REIT launched a follow-on public offering (FPO) to raise up to AED242 million (\$65.8 million) to build up its portfolio of income-generating assets.

SIB'S DISTRIBUTED (JUNE) PROFIT RATES - P.A

Watany Investment a/c.	0.20312%
Savings Investment a/c.	0.40625%

UNRESTRICTED INVESTMENT DEPOSITS (AED) - JUNE - P.A

1 month	3 months	6 months	9 months	1 year
1.21875%	1.82812%	2.23437%	2.43750%	3.25%

8-Jul-25 EIBOR SOFR

1 month	4.25290	4.32467
3 months	4.15100	4.27862
6 months	4.16672	4.11824
1 year	4.12152	3.85816

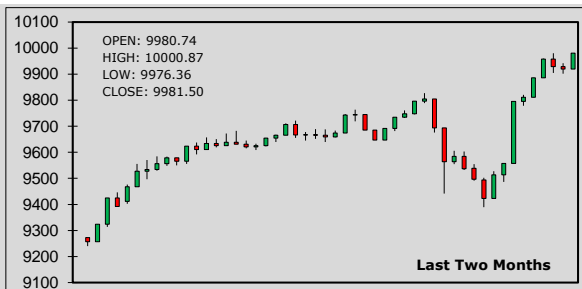
SOFR

O/N	4.40000
DONIA	
O/N	4.40000
1 week	4.40000

CUSTOMER WAKALA DEPOSIT - EXPECTED PROFIT RATES - PER ANNUM

1 month	3.90%	3 months	4.00%	6 months	3.95%	9 months	3.90%	1 year	3.85%
---------	-------	----------	-------	----------	-------	----------	-------	--------	-------

ADX General Index:



DFM General Index:



STOCKS - ADX	OPEN	CLOSE	% CHG
SIB	2.750	2.710	-1.45
ADNOC L&S	4.630	4.630	0.00
e&	17.50	17.60	0.57
FAB	17.180	16.900	-1.63
ADIB	21.600	21.660	0.28
Dana Gas	0.741	0.738	-0.40
ADNOC Gas	3.410	3.400	-0.29

STOCKS - DFM	OPEN	CLOSE	% CHG
Emaar Properties	13.950	13.950	0.00
DEWA	2.780	2.790	0.36
Ajman Bank	1.450	1.470	1.38
Air Arabia	3.420	3.430	0.29
SALIK	6.150	6.090	-0.98
Dubai Islamic Bank	9.200	9.170	-0.33
DFM	1.690	1.720	1.78

SUKUK	BID	OFFER
6.125% SIB T1 SUKUK 2030	99.406	99.832
5.2% SIB SUKUK 2030	101.316	101.522
5.25% SIB SUKUK 2029	101.269	101.449
10.875% EGYPT 2026	102.375	102.875
6.95% TURKEY WF 2030	100.209	100.594
7.250% ADIB CAP 2028	103.500	105.000

SUKUK	BID	OFFER
5.5% SHJ GOVT SUKUK 2029	102.380	102.635
8.750% SOBHA 2028	103.625	104.375
8.375% OMNIYAT 2028	102.914	103.170
7.95% PAKISTAN 2029	96.750	97.500
9.875% MALDIVES 2026	87.250	87.750
9.625% BINGHATTI 2027	102.541	102.694

LATEST STOCK MARKET INDICATORS:

Dow Jones:	44,828.53	+344.11	DFMGI:	5,753.27	+5.07	Bahrain:	1,946.89	+0.00
Nasdaq:	20,601.10	+207.97	ADX:	9,981.50	+0.76	Qatar:	10,751.96	-7.53
S&P 500:	6,279.35	+51.93	Saudi:	11,315.73	+71.28	Kuwait:	8,443.87	+44.52

ISLAMIC BANKING NEWS

Saudi Awwal Bank (SAB) plans to fully redeem its SAR 5 billion Tier 2 sukuk at face value on July 22, marking the end of the fifth year since issuance.

Sunway Treasury Sukuk, SPV of Malaysian Property developer Sunway Group issued a three-month Islamic commercial paper (ICP) worth RM 145 million (US\$34.25 million).

GCC NEWS

Oman's economy posted a steady 2.5% growth in real GDP in Q1 2025, reaching OMR 9.43 billion at market prices—up from OMR 9.2 billion in 2024: Oman's National Centre for Statistics & Information.

The National Development Fund (NDF) signed two credit facility agreements with Al Rajhi Bank and Arab National Bank (ANB), at a total value of SAR 5 billion, the state-run SPA reported.

COMMODITIES

Gold dropped after U.S. President signalled progress on multiple trade agreements & announced extended tariff reprieves for several countries, dampening demand for the safe-haven metal.

Oil slipped after OPEC+ surprised markets by hiking output more than expected in August, while uncertainty over U.S. tariffs and their potential impact weighed on demand expectations.

FOREX NEWS

USD pinned near multi-year lows on Monday, with traders alert for any trade-related headlines in the countdown to President Donald Trump's tariff deadline.

AUD dropped, sliding further from July 1's nearly 8M high. RBA is expected to cut cash rate by another quarter point on Tuesday amid a cooling in inflation and an uncertain growth outlook.

FOREX RATES


		Prev. High	Prev. Low	AED	
EUR	↓	1.1774	1.1787	1.1752	4.3246
GBP	↓	1.3628	1.3681	1.3631	5.0056
AUD	↓	0.6509	0.6579	0.6544	2.3908
CHF	↓	0.7947	0.7955	0.7917	4.6219

		Prev. High	Prev. Low	AED	
JPY	↓	144.960	144.9600	144.1500	0.02534
CAD	↓	1.3634	1.3617	1.3564	2.69400
INR	↓	85.340	85.5060	85.3020	0.04304
PKR	↓	283.750	285.0000	284.0000	0.01294

MAJOR CHARTS


EUR/USD price movements:

Last Two Months



Gold price movements:

Last Two Months



SOFR - OVERNIGHT INDEX SWAP (OIS)

	1 year	2 years	5 years	10 years
USD	3.9658	3.6040	3.5358	3.7902

U.S. TREASURY YIELD

	2 years	3 years	5 years	10 years
USD	3.8593	3.8183	3.9141	4.3310

COMMODITIES

	LAST PRICE	NET CHANGE
Gold	3,314.89	\$ / ounce -20.11
Silver	36.68	\$ / ounce -0.28
Brent Crude	68.01	\$ / barrel -0.28
WTI Crude	66.27	\$ / barrel -0.73

CRYPTO CURRENCIES

IN US\$	ETHEREUM	BITCOIN
	↑ 2,569.64	↑ 109,098.09

FORTHCOMING ECONOMIC INDICATORS

07-07-2025 - EUR - Retail Sales (YoY) (May)

07-07-2025 - EUR - Industrial Production n.s.a. w.d.a. (YoY)

07-07-2025 - EUR - Retail Sales (MoM) (May)

08-07-2025 - AUD - RBA Interest Rate Decision

08-07-2025 - JPY - Current Account n.s.a. (May)

08-07-2025 - CAD - Ivey Purchasing Managers Index (Jun)

FINANCIAL TERM OF THE DAY

Tenor:

Tenor refers to the length of time remaining before a financial contract expires. Tenor is used in relation to bank loans, insurance contracts, and derivative products.

DISCLAIMER

This document is issued by Sharjah Islamic Bank (SIB), Sharjah, solely for the purpose of information to its staff's and customers. All efforts have been taken to ensure, facts and figures presented herein are as accurate and error free as possible. The data are subject to change without notice. The information contained within this document is not intended to buy or sell. The information contained within this document are obtained from sources that we believe are reliable, however, there is no guarantee on the part of their accuracy, nor should SIB be held responsible for any action taken on the above information.

Please contact your respective branches or Treasury Dealing Room. Tel: 06 599 9171 Fax : 06 599 9181

E-mail : treasury&investmentdealingroom@sib.ae