

MARKET BUZZ

QUOTE OF THE DAY

16 September 2025

"If you are lucky enough to find a way of life you love, you have to find the courage to live it."

John Irving

UAE NEWS

Emirates Islamic Bank (EIB), rated A+ (stable) by Fitch, has issued mandates for a dollar-denominated five-year benchmark Reg S senior unsecured sustainability-linked sukuk.

Sharjah's real estate sector continues its remarkable growth, recording AED4.9 billion in property transactions during August 2025 – a 75.8% increase compared to August 2024.

Sharjah FDI Office has announced an increase in foreign direct investment during H1 of 2025, with capital investment soaring by 361% to \$1.5 billion, up from \$325 million.

Global digital payments player Visa has launched Visa Private, an exclusive premium offering tailored for high-net-worth individuals, in the UAE before a wider reach in the region.

ALEC Holdings intends to list 20% of its share capital on the DFM through an initial public offering, with the IPO subscription period expected to run from 23 to 30 September 2025.

Dubai-based carrier flydubai has entered into a strategic interline agreement with TAROM, Romania's flagship carrier, to increase its global reach.

SIB'S DISTRIBUTED (AUG) PROFIT RATES - P.A

Watany Investment a/c.	0.20312%
Savings Investment a/c.	0.40625%

UNRESTRICTED INVESTMENT DEPOSITS (AED) - AUG- P.A

1 month	3 months	6 months	9 months	1 year
1.21875%	1.82812%	2.23437%	2.43750%	3.25%

17-Sep-25 EIBOR SOFR

1 month	4.30613	4.14288
3 months	4.09547	4.02330
6 months	3.94192	3.84833
1 year	3.86356	3.60702

SOFR

O/N	4.42000
DONIA	
O/N	4.50000
1 week	4.46200

CUSTOMER WAKALA DEPOSIT - EXPECTED PROFIT RATES - PER ANNUM

1 month	4.00%	3 months	4.00%	6 months	3.95%	9 months	3.85%	1 year	3.80%
---------	-------	----------	-------	----------	-------	----------	-------	--------	-------

ADX General Index:



DFM General Index:



STOCKS - ADX	OPEN	CLOSE	% CHG
SIB	2.870	2.880	0.35
ADNOC L&S	5.430	5.400	-0.55
e&	17.72	17.78	0.34
FAB	16.520	16.340	-1.09
ADIB	22.180	22.700	2.34
Dana Gas	0.760	0.771	1.45
ADNOC Gas	3.390	3.370	-0.59








STOCKS - DFM	OPEN	CLOSE	% CHG
Emaar Properties	14.450	14.150	-2.08
DEWA	2.760	2.730	-1.09
Ajman Bank	1.440	1.440	0.00
Air Arabia	3.760	3.780	0.53
SALIK	6.290	6.340	0.79
Dubai Islamic Bank	9.860	9.900	0.41
DFM	1.660	1.680	1.20

SUKUK	BID	OFFER
6.125% SIB T1 SUKUK 2030	101.638	102.000
5.2% SIB SUKUK 2030	102.311	102.512
5.25% SIB SUKUK 2029	102.433	102.608
10.875% EGYPT 2026	101.875	102.375
6.95% TURKEY WF 2030	102.383	102.764
7.250% ADIB CAP 2028	103.875	105.375

SUKUK	BID	OFFER
5.5% SHJ GOVT SUKUK 2029	102.813	103.129
8.750% SOBHA 2028	104.125	104.875
8.375% OMNIYAT 2028	102.811	103.172
7.95% PAKISTAN 2029	101.375	102.125
9.875% MALDIVES 2026	93.250	93.750
9.625% BINGHATTI 2027	102.976	103.113

LATEST STOCK MARKET INDICATORS:

Dow Jones:	45,883.45	+49.23	DFMGI:	6,041.12	+10.57	Bahrain:	1,936.43	-4.88
Nasdaq:	22,348.75	+207.65	ADX:	10,036.42	+22.27	Qatar:	11,099.97	-31.78
S&P 500:	6,615.28	+30.99	Saudi:	10,427.06	-6.92	Kuwait:	8,816.31	+31.48

ISLAMIC BANKING NEWS																																																																											
<div><div> Mobile Telecommunication Company Saudi Arabia (Zain KSA) has secured an Islamic facility of 5.5 billion riyals (\$1.47 billion) from a group of local and regional banks.</div><div> S&P Global Ratings assigned its 'BB-' issue rating to the \$400 million senior unsecured sukuk issued by Omniyat Holdings Limited.</div></div>																																																																											
GCC NEWS																																																																											
<div><div> GCC banks are set to exceed USD60 billion of US dollar debt issuance in 2025, and USD40 billion excluding certificates of deposit, surpassing the record levels of 2024: Fitch Ratings.</div><div> Saudi Arabian dairy firm Almarai Company, rated Baa3 Positive by Moody's and Baa- Positive by S&P, has mandated banks to issue dollar-denominated trust certificates.</div></div>																																																																											
COMMODITIES																																																																											
<div><div> Gold prices scaled a record peak , supported by a weaker dollar ahead of the Federal Reserve's policy meeting this week, where the central bank is widely expected to cut borrowing rates.</div><div> Oil prices edged up after rising in the previous session, as market participants contemplated potential supply disruption from Russia after Ukrainian drone attacks on its refineries.</div></div>																																																																											
FOREX NEWS																																																																											
<div><div> USD traded near a 2-1/2 month low against the euro as investors cemented bets for a Federal Reserve interest rate cut this week and more to follow.</div><div> CNY briefly revisited a more than 10-month high against USD before paring most of the gains, lifted by heightened expectations for a Federal Reserve interest rate cut.</div></div>																																																																											
FOREX RATES																																																																											
<table><tr><th></th><th></th><th>Prev. High</th><th>Prev. Low</th><th>AED</th><th></th><th></th><th>Prev. High</th><th>Prev. Low</th><th>AED</th></tr><tr><td>EUR</td><td>↑</td><td>1.1779</td><td>1.1774</td><td>1.1715</td><td>4.3264</td><td>JPY</td><td>↑</td><td>146.980</td><td>147.7600</td><td>147.2100</td><td>0.02499</td></tr><tr><td>GBP</td><td>↑</td><td>1.3620</td><td>1.3619</td><td>1.3539</td><td>5.0026</td><td>CAD</td><td>↑</td><td>1.3769</td><td>1.3848</td><td>1.3764</td><td>2.66759</td></tr><tr><td>AUD</td><td>↑</td><td>0.6665</td><td>0.6674</td><td>0.6630</td><td>2.4481</td><td>INR</td><td>↑</td><td>88.045</td><td>88.2970</td><td>88.0950</td><td>0.04172</td></tr><tr><td>CHF</td><td>↑</td><td>0.7934</td><td>0.7972</td><td>0.7934</td><td>4.6294</td><td>PKR</td><td>↑</td><td>281.550</td><td>283.3300</td><td>281.2000</td><td>0.01305</td></tr></table>							Prev. High	Prev. Low	AED			Prev. High	Prev. Low	AED	EUR	↑	1.1779	1.1774	1.1715	4.3264	JPY	↑	146.980	147.7600	147.2100	0.02499	GBP	↑	1.3620	1.3619	1.3539	5.0026	CAD	↑	1.3769	1.3848	1.3764	2.66759	AUD	↑	0.6665	0.6674	0.6630	2.4481	INR	↑	88.045	88.2970	88.0950	0.04172	CHF	↑	0.7934	0.7972	0.7934	4.6294	PKR	↑	281.550	283.3300	281.2000	0.01305													
		Prev. High	Prev. Low	AED			Prev. High	Prev. Low	AED																																																																		
EUR	↑	1.1779	1.1774	1.1715	4.3264	JPY	↑	146.980	147.7600	147.2100	0.02499																																																																
GBP	↑	1.3620	1.3619	1.3539	5.0026	CAD	↑	1.3769	1.3848	1.3764	2.66759																																																																
AUD	↑	0.6665	0.6674	0.6630	2.4481	INR	↑	88.045	88.2970	88.0950	0.04172																																																																
CHF	↑	0.7934	0.7972	0.7934	4.6294	PKR	↑	281.550	283.3300	281.2000	0.01305																																																																
MAJOR CHARTS																																																																											
<div><div><div>EUR/USD price movements:</div></div><div><div>Gold price movements:</div></div></div>																																																																											
<table><tr><th colspan="5">SOFR - OVERNIGHT INDEX SWAP (OIS)</th><th colspan="3">COMMODITIES</th><th colspan="2">LAST PRICE</th><th colspan="1">NET CHANGE</th></tr><tr><td></td><td>1 year</td><td>2 years</td><td>5 years</td><td>10 years</td><td>Gold</td><td>3,683.64</td><td>\$ / ounce</td><td colspan="2">+4.86</td></tr><tr><td>USD</td><td>3.6063</td><td>3.2907</td><td>3.2300</td><td>3.5050</td><td>Silver</td><td>42.75</td><td>\$ / ounce</td><td colspan="2">-0.01</td></tr><tr><td></td><td colspan="4">U.S. TREASURY YIELD</td><td>Brent Crude</td><td>67.54</td><td>\$ / barrel</td><td colspan="2">+0.10</td></tr><tr><td></td><td>2 years</td><td>3 years</td><td>5 years</td><td>10 years</td><td>WTI Crude</td><td>63.42</td><td>\$ / barrel</td><td colspan="2">+0.12</td></tr><tr><td>USD</td><td>3.5335</td><td>3.4976</td><td>3.6013</td><td>4.0336</td><td colspan="5">CRYPTO CURRENCIES</td></tr><tr><td></td><td colspan="2">IN US\$</td><td colspan="2">ETHEREUM ↓ 4,519.69</td><td colspan="2">BITCOIN ↓ 115,719.34</td><td colspan="3"></td></tr></table>					SOFR - OVERNIGHT INDEX SWAP (OIS)					COMMODITIES			LAST PRICE		NET CHANGE		1 year	2 years	5 years	10 years	Gold	3,683.64	\$ / ounce	+4.86		USD	3.6063	3.2907	3.2300	3.5050	Silver	42.75	\$ / ounce	-0.01			U.S. TREASURY YIELD				Brent Crude	67.54	\$ / barrel	+0.10			2 years	3 years	5 years	10 years	WTI Crude	63.42	\$ / barrel	+0.12		USD	3.5335	3.4976	3.6013	4.0336	CRYPTO CURRENCIES						IN US\$		ETHEREUM ↓ 4,519.69		BITCOIN ↓ 115,719.34				
SOFR - OVERNIGHT INDEX SWAP (OIS)					COMMODITIES			LAST PRICE		NET CHANGE																																																																	
	1 year	2 years	5 years	10 years	Gold	3,683.64	\$ / ounce	+4.86																																																																			
USD	3.6063	3.2907	3.2300	3.5050	Silver	42.75	\$ / ounce	-0.01																																																																			
	U.S. TREASURY YIELD				Brent Crude	67.54	\$ / barrel	+0.10																																																																			
	2 years	3 years	5 years	10 years	WTI Crude	63.42	\$ / barrel	+0.12																																																																			
USD	3.5335	3.4976	3.6013	4.0336	CRYPTO CURRENCIES																																																																						
	IN US\$		ETHEREUM ↓ 4,519.69		BITCOIN ↓ 115,719.34																																																																						
FORTHCOMING ECONOMIC INDICATORS																																																																											
<div><div>16-09-2025 - USD - Retail Sales (MoM) (Aug)</div><div>17-09-2025 - USD - FED Interest Rate Decision</div><div>16-09-2025 - USD - Core Retail Sales (MoM) (Aug)</div><div>17-09-2025 - GBP - CPI (YoY) (Aug)</div><div>16-09-2025 - GBP - Average Earnings Index +Bonus (Jul)</div><div>17-09-2025 - USD - FOMC Statement</div></div>																																																																											
FINANCIAL TERM OF THE DAY																																																																											
<p><u>Treasury Bond (T-Bond):</u></p> <p>Treasury bonds (T-bonds) are long-term, fixed-interest debt securities issued by the U.S. government with maturities of 20 or 30 years. They are regarded as low-risk investments due to their backing by the U.S. government's capability to tax.</p> <p>DISCLAIMER - This document is issued by Sharjah Islamic Bank (SIB), Sharjah, solely for the purpose of information to its staff's and customers. All efforts have been taken to ensure, facts and figures presented herein are as accurate and error free as possible. The data are subject to change without notice. The information contained within this document is not intended to buy or sell. The information contained within this document are obtained from sources that we believe are reliable, however, there is no guarantee on the part of their accuracy, nor should SIB be held responsible for any action taken on the above information.</p> <p>Please contact your respective branches or Treasury Dealing Room. Tel: 06 599 9171 Fax : 06 599 9181 E-mail : treasury&investmentdealingroom@sib.ae</p>																																																																											